


USER GUIDE EXPLOSION-PROOF TELEPHONES
ATEX – GASES AND DUSTS
TYPE 227A1
⊕ IM2 FOR GROUP I
MINING
OR
⊕ II 2GD FOR GROUP IIC AND IIIC
GASES AND DUSTS



Comprehensive guide available on our website: www.lelas.fr



Groupe LE LAS
COMMUNICATING IN SAFETY

*THE GUARANTEE ONLY APPLIES WHERE THE PRODUCT IS INSTALLED AND OPERATED STRICTLY IN ACCORDANCE WITH INSTRUCTIONS AS DEFINED IN THIS MANUAL
NO GUARANTEE CAN BE INVOKED IN THE EVENT OF A DETERIORATION RESULTING FROM EXTERNAL FACTORS DUE TO LACK OF ADHERENCE TO*

EXPLOSIONPROOF TELEPHONES 227A TYPE

EQUIPMENT FOR INDUSTRIAL SITES - EXPLOSIONPROOF TELEPHONES

GROUPE I - FOR THE CATEGORIE IM2

(Mining Grisouteuses)

OR



GROUPE IIC – IIC FOR THE CATEGORIE II2GD

(Gases and Dusts)

ZONES 1 & 2 / 21 & 22

MARQUAGE

Marking comprise the following indication :

- Address : LE LAS
34/36 RUE ROGER SALENGRO
F94134 FONTENAY SOUS BOIS - FRANCE
- Marking : CE0080
- Type designation : 227A1
- Year of construction : 201-
- Specific marking :  **IM2** (For group I)
OR
 **II2GD** (For IIC group)
(Gases and Dusts)
- Complementary marking : **Ex e ib mb I Mb** (For mining)
Or
Ex e ib mb IIC T5 Gb categorie II2G (IIC group)
Ex ib tb IIIC T100°C Db IP65
- Certificat of conformity : INERIS 03ATEX0118X
- Ambient temperature of use : Tamb. = -40°C to +60°C
- Electrical Characteristic : **see special conditions page 4**

REMARQUE

THIS PRODUCT CONFORMS TO WEATHERPROOF PROTECTION
CLASSIFICATION IP65

CAUTION!

EACH AND EVERY COMPONENT PART IS INTEGRAL TO THE METHOD
OF PROTECTION AND CANNOT BE MODIFIED IN ANY WAY WHATSOEVER,
INCLUDING THE CABLE ENTRIES.

IN THE DESIRE FOR CONSTANT IMPROVEMENT, THE INFORMATION CONTAINED IN THIS DOCUMENT
AND THE CHARACTERISTICS OF THE EQUIPMENT MAY BE SUBJECT TO MODIFICATIONS
WIHTOUT PRIOR NOTICE

EUROPEAN STANDARDS

UNITS BEARING THE CODE "CE" CONFORM TO EMC DIRECTIVE (2014/30/EU)
AND THE DIRECTIVE RELATING TO LOW VOLTAGES(2014/35/EU)
FORMULATED BY THE EUROPEAN COMMUNITY
UNITS BEARING THE CODE "E X" CONFORM TO ATEX DIRECTIVE (2014/34/EU)
AND CONFORM TO EUROPEAN STANDARDS
FOR CATÉGORIE II2GD

EN 60079-0 - 2009, EN 60079-7 - 2007, EN 60079-11 - 2012, EN 60079-18 - 2009, EN 60079-31 - 2009
AGRÉMENT ART N° 98667P OF 29 JUILLET 1998



IMPORTANT

THE FIRST CUT OVER INTO SERVICE SHOULD BE CARRIED OUT BY ENGINEERS WITH ADEQUATE AND APPROPRIATE TRAINING IN RESPECT OF HAZARDOUS AREAS.

ANY REPAIR OR MODIFICATION OF THE UNIT BY THE USER IS NOT ALLOWED WITHOUT A FORMAL MANUFACTURER AGREEMENT.

MARKING IN ACCORDANCE WITH ATEX DIRECTIVE ATEX 2014/34/EU

Marking comprise the following indication :

- Adress : **LE LAS**
34/36, Rue Roger Salengro
F94134 Fontenay sous Bois
- Marking : **CE0080**
- Type designation : **227A1**
- Year of construction : **201-**
- Specific marking :  **IM2** (For group I)
Or
 **II2GD** (For IIC groupe)
(Gases and Dusts)
- Complémentaire marking : **Ex e ib mb I Mb** (For mining)
Or
Ex e ib mb IIC T5 Gb categorie II2G (IIC group)
Ex ib tb IIIC T100°C Db IP65
- Certificat of conformity : **INERIS 03ATEX0118X**
- specification : **AVERTISSEMENT : NE PAS OUVRIR SOUS TENSION**
WARNING : DO NOT OPEN WHILE ENERGIZED
- Ambient temperature of use : **Tamb. = -40°C < Ta < +60°C (T5)**
- Electrical characteristics : **Umax.= 60Vcc – Imax. = 80Ma. – Pmax. 1.2W**
- Product reference
- Serial number

Compliance with the essential safety requirements defined in Annex II to Directive 2014/34/EU of February 26, 2014, is obtained by the equipment conforms to standards :

For Gases:

- EN 60079-0 of 2009
- EN 60079-7 of 2007
- EN 60079-11 of 2012
- EN 60079-18 of 2009

For Dusts :

EN 60079-31 of 2009

SET-UP / USAGE

The following instructions should be read in conjunction with :

- 1- standard NF C 15 100.
- 2- standard EN 60 079-14 (electrical installations in gaseous explosive atmospheres).
- 3- standard EN 60 079-17 (inspection and maintenance in hazardous environments).
- 4- standard EN 60079-31
Explosive atmospheres – electrical equipment for use in the presence of inflammable dust.
Part 31: encapsulated electrical equipment – selection, installation and maintenance).
- 5- standard EN 60079-11 (protection by intrinsic safety « i »)
- 6- Decrees, orders laws directive, applications circulars, standards, rule – book and every other document regarding the location of its installation.

Lack of observance of these elements would not be our responsibility.

Installation of the equipment must be carried out by qualified competent experienced staff.

You should ensure compatibility between the indications figuring on the instruction plaque, the explosive atmosphere present, the zone of voltage and the ambient and surface temperatures

SPECIAL CONDITIONS

Type 227A telephone must be powered from a voltage source certified for use in potentially explosive atmospheres such as group IIC and its output circuit recognized intrinsically safe.

The output characteristics of the source must be at most equal to:

$$U_{max.} = 60V ; I_{max.} = 80mA ; P_{max.} = 1,2W$$

Ambient temperature of the unit should be between:

$$-40^{\circ}C \text{ and } +60^{\circ}C (T5)$$

MAINTENANCE INSTRUCTIONS

The verification of the following items must be checked at least once a year.

- The outdoor equipment and surfaces must not be damaged.
It is not allowed to operate the phone in a degraded state.
- Check for loose terminals and other connections, rewire if necessary.
- Before closing, check the seal housing, cleanliness, its state and its implementation.
- Check that cover is in place on the housing and held by 3 closing screws.
- Check the tightening of the gland on the cable or cables to seal.
- Use a damp rag to clean the outside of the unit

WARNING

NEVER USE SOLVENTS OR SHARP OBJECTS.

IF A PROBLEM

- Refer to the instructions supplied with the device, if see after-sales service from the manufacturer or return the unit at the following address:

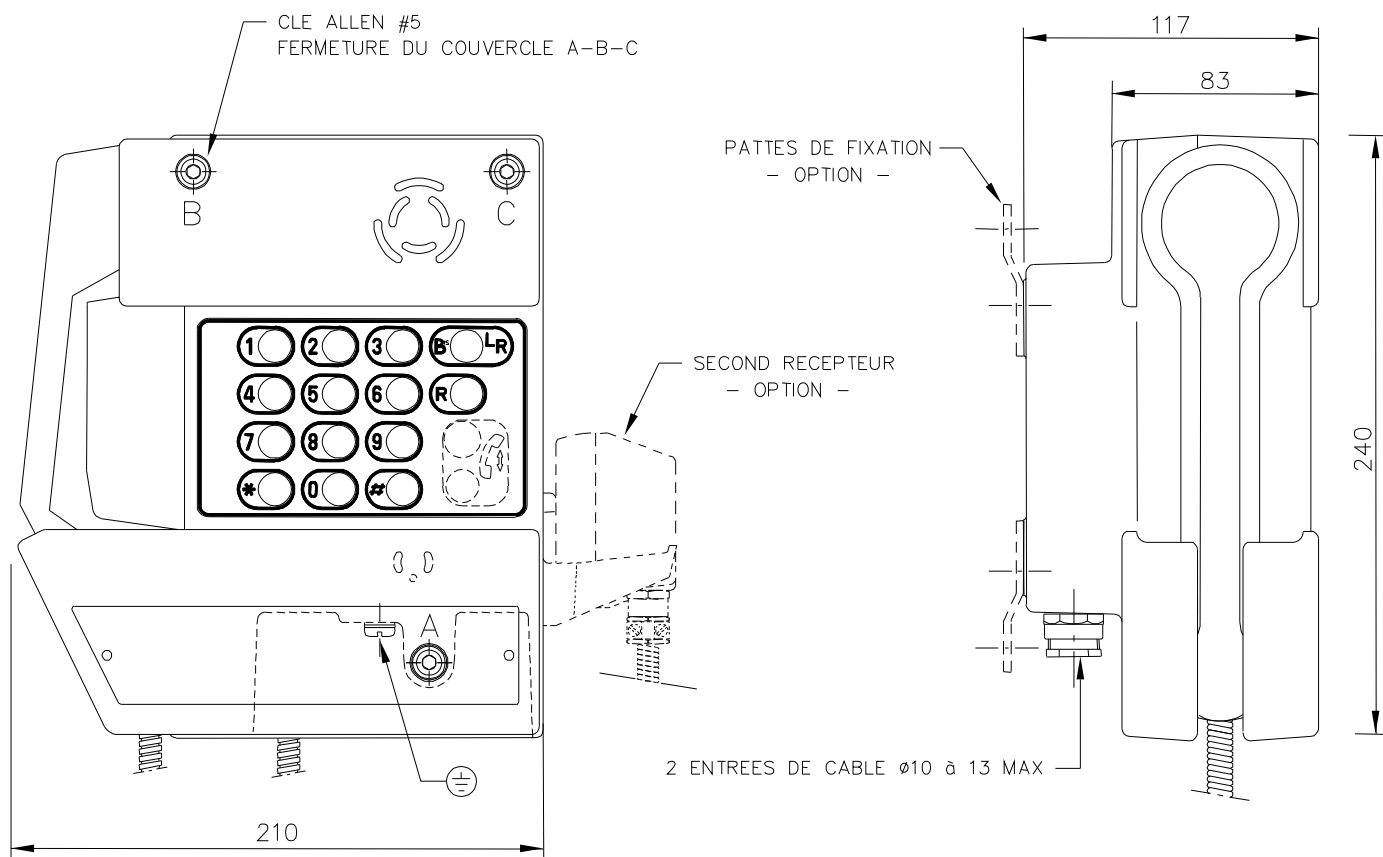
LE LAS
34/36 rue ROGER SALENGRO
F94134 FONTENAY SOUS BOIS – France

INSTALLATION

DIMENSIONS DRAWING

In order to access the circuit of set, unscrew the 4 fixation screws in the front face by the order A B C without with drawing them (captive screws) by the help of tools ALLEN #5.

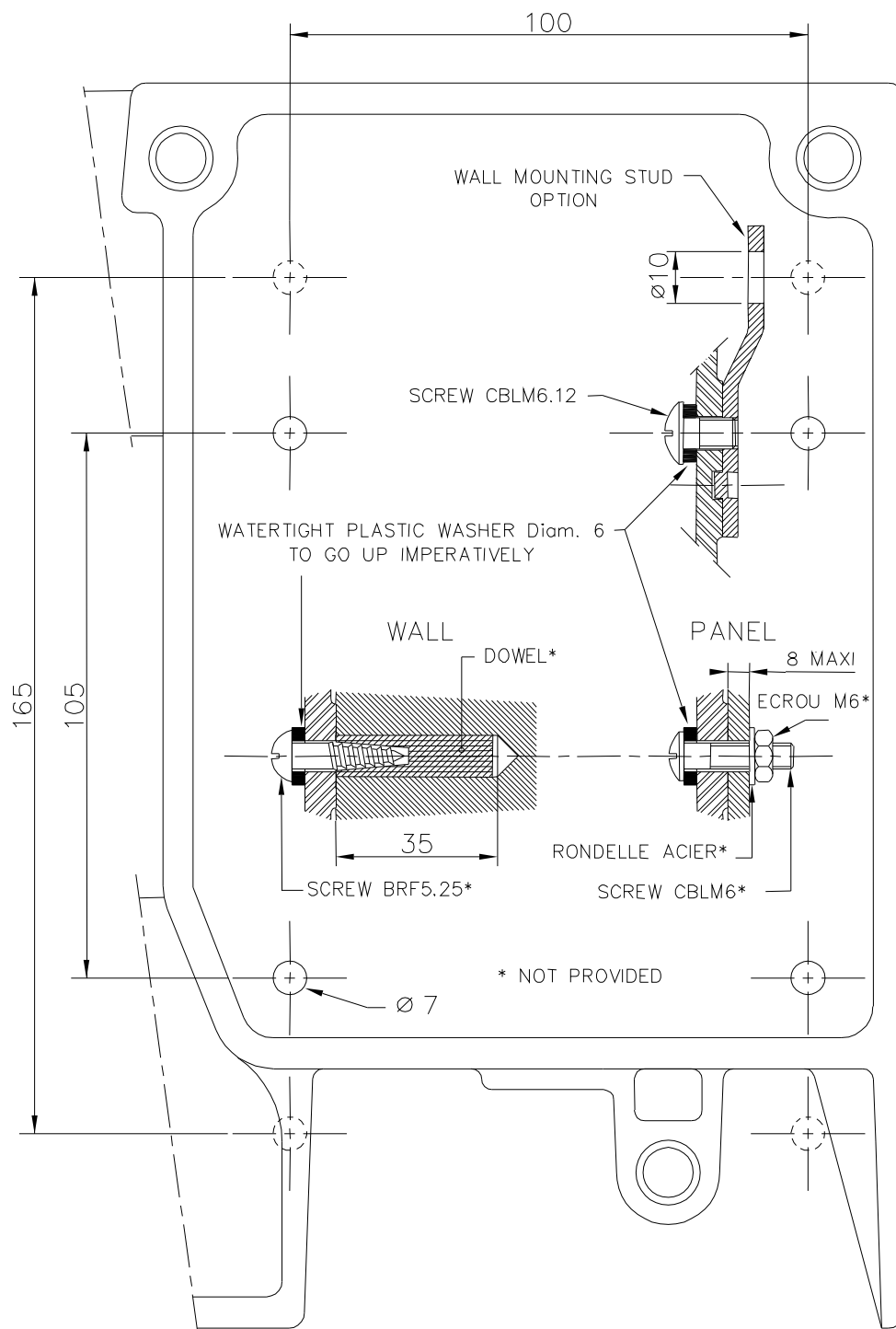
In order to close the set, correctly put on 2 sides of the post and tighten the 3 screws in the order of A,B,C without forcing.



FIXING AND SEALING OF SET

The wall mounting of telephone can be effected by 4 points (105x100mm). The diameter of the drilled hole depends on the employee screw. (Ø6 max) and must choose accordingly depending on the type of material of support (steel, wood, concrete plaster, etc ..).

Drilling a correct locations with the help of a drill Ø6.



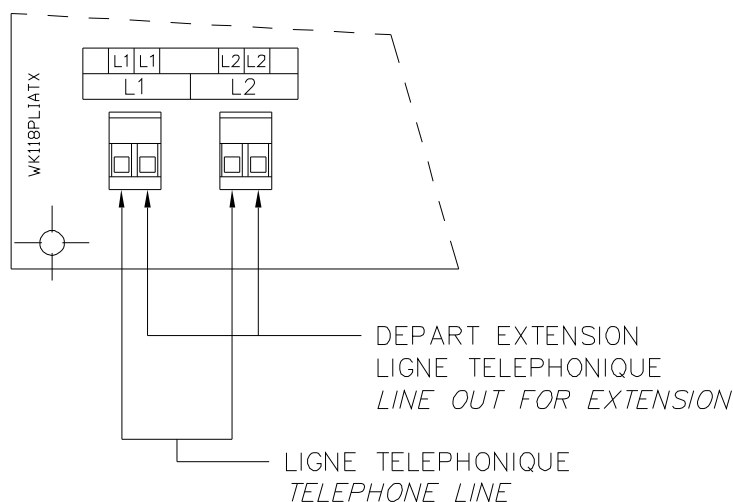
Tailoring the diameters of cables with diameters of knockouts (Ø10 to Ø13 Maxi) and tighten them correctly.

*** Screws not included, preferably use stainless steel screws.**

CONNECTION

Connection of the telephone to the line is carried out on the intrinsic safety card WK098PLIATX via the connector which can be embedded and lockable.

- Connect the line to terminals L1 and L2 which are doubled to connect extensions.
The terminals accept a single or multi-section 1.5mm² max



- Connect the telephone line to terminals L1 and L2.
- Connect the earth on the screw on the underside of the housing.

Refit the front panel on the case by ensuring proper place 2 sides and tighten the four locking screws in the order A, B, C.

**consult the user guide and programming of the phone card Ref: NFC205 CMA
provided with the equipment**

METHODE OF USE

The line is seized automatically by lifting the handset.

- Lift the handset.
- Wait for the beep.
- Dial the number on the keypad.

Finally conversation hang up or press the Talk key*.

* *hand free version TLA227A1AT*

ADDITION

(3) INERIS 03ATEX0118X/02

(4) PHONE TYPE 227A1

(5) Made by LE LAS

(15) PURPOSE OF THE ADDITION

- Modification of the electronic circuits
- Application of the European standards as follows :
 - EN 60079-0 : 2009
 - EN 60079-7 : 2007
 - EN 60079-11 : 2012
 - EN 60079-18 : 2009
 - EN 60079-31 : 2009

PARAMETERS RELATING TO THE SAFETY

The parameters relating to the safety are unchanged.

MARKING

The marking is modified as follows:

For material intended to be used in Group I, the marking is:

LELAS

F-94134 FONTENAY-SOUS-BOIS

227A1

INERIS 03ATEX0118X

(Serial number)

(Year of construction)

 I M2

Ex e ib mb I Mb

Tamb. = -40°C to +60°C

WARNING: DO NOT OPEN WHILE ENERGIZED

For material intended to be used in Group II, the marking is:

LELAS


F-94134 FONTENAY-SOUS-BOIS

227A1

INERIS 03ATEX0118X

(Serial number)

(Year of construction)

 II 2 GD

Ex e ib mb IIC T5 Gb

Ex ib tb IIIC T100°C Db - IP65

Tamb. = -40°C to +60°C

WARNING: DO NOT OPEN WHILE ENERGIZED

Marking may be carried out in the language of the country of use.

The protective system or equipment has also to carry the marking normally stipulated by its construction standards.

ROUTINE EXAMINATIONS AND TESTS

The routine examinations and tests are modified as follows:

Each apparatus defined above has to have successfully passed; before delivery:

- In accordance with clause 7.1 of the EN 60079-7 standard, a test of dielectric strength on each of the different circuits of the connection units, performed according to the relevant standards.
- In accordance with clause 9.1 from the EN 60079-18 standard, a visual inspection of the compound
- In accordance with clause 9.2 from the EN 60079-18 standard, a checking of the electric characteristics

(16) DESCRIPTIVE DOCUMENTS

The descriptive documents quoted hereafter constitute the technical documentation describing the modification of the equipment, subject of this present addition.

- | | |
|--|--------------------------------|
| - Descriptive note 227A1(16 pages + 18 drawings) | dated and signed on 2013.02.08 |
| - Instruction manual of the phone 227A1 | dated and signed on 2013.02.08 |

(17) SPECIAL CONDITIONS FOR SAFE USE

The special conditions for safe use are unchanged.

(18) ESSENTIAL SAFETY AND HEALTH REQUIREMENTS

The respect of the Essential Health and Safety Requirements is modified, it is ensured by:

- Conformity to the European standards listed in paragraph (15).
- All provisions adopted by the manufacturer and defined in the descriptive documents

Verneuil-en-Halatte, 2013 03 15



The Chief Executive Officer of INERIS
By delegation
T.HOUEIX
Ex Certification Officer






DECLARATION UE DE CONFORMITE
EU DECLARATION OF CONFORMITY

DDC
227A1 / 07

Je déclare que les appareils destinés à être mis sur le marché afin d'être utilisés en atmosphères explosibles **en présence de poussières combustibles, désignés** ci-après :

I hereby declare that the items of equipment destined to be placed on the market for use in explosive atmospheres, designated as follows :

POSTE TELEPHONIQUE BLINDE ETANCHE TYPE 227A1 / ARMoured WEATHERPROOF TELEPHONE TYPE 227A1

- Pour Gaz (pour le groupe IIC) / *For Gas (for IIC group)* : CE 0080  II2G – Ex e ib mb IIC T5 Gb
- Pour les poussières / *For Dust* : CE 0080  II2D – Ex ib tb IIIC T100° Db IP64
- Pour les mines grisouteuses (pour le groupe I) / *For coal-gas (for group I)* : CE 0080  IM2 – Ex e ib mb I Mb
- T° ambiante / *ambient T°* : - 40°C ≤ Ta ≤ + 60°C
- Indice de protection (pour le groupe IIC) / *Safety classification (for IIC group)* : IP 64
- Indice de protection (pour le groupe I) / *Safety classification (for group I)* : IP 54

satisfait aux dispositions de la directive 2014/34/ UE / *meet the requirements of the provisions of directive 2014/34/EU*
aux normes / *standards* :

Pour les gaz / for gas:

EN 60079-0 : 2009 / 2012
EN 60079-7 : 2007
EN 60079-11 : 2012
EN 60079-18 : 2009

Pour les poussières / for dust:

EN 60079-0 : 2009 / 2012
EN 60079-31 : 2009

- aux variantes issues du type, et représentatives de la gamme ayant fait l'objet de l'attestation CE de type N°INERIS 09ATEX0074 (conformément à l'annexe II) et notification de l'évaluation du système qualité n° 03 ATEX Q725 (conformément à l'annexe VII) délivré par l'organisme notifié : INERIS (0080) parc technologique ALATA - F-60550 Verneuil en Halatte France.
- *variants originating from this type and samples of the range of products which has been received the EC-Type Examination Certificate INERIS 09ATEX0074 (in accordance with Appendix II) and the quality system evaluation notification n° 03 ATEX Q725 (in accordance with Appendix VII) issued by notified organisme: INERIS (0080) parc technologique ALATA - F-60550 Verneuil en Halatte France.*

Sous réserve d'une utilisation conforme à leur destination et/ou d'une installation conforme aux normes en vigueur et/ou aux recommandations du constructeur.

Subject to use for the purpose for which they were designed and/or installed in accordance with standards in force and/or with the manufacturer's recommendations.

L'appareil désigné a été conçu, fabriqué et contrôlé dans le cadre d'un système d'assurance qualité certifié conforme à :

The said product has been designed, manufactured and controlled within the guidelines of a quality insurance system which is certified to be in accordance with :

EN ISO 9001 : 2008

Par TUV SUD BABT / *By TUV SUD British Approvals Board for Telecommunications (BAPT)*

Certificat n° / *Certificate n°* 9028

Attestation de conformité ART N°98667P du 29 Juillet 1998 selon les réglementations techniques au titre du décret N°98-266 du 2 Avril 1998 et à la directive terminaux N° 98/13/CE.

Certificate of conformity ART N° 98667P of 29 July 1998 according to technical specifications under the heading of decree N°98-266 OF 2 April 1998 and the terminals directive N° 98/13/EC.

Sont conformes aux prescriptions de la TBR21 de Mai 1999 et à la directive R&TTE 2014/53/UE

Conform to the TBR21 of May 1999 specifications and to the terminals directive R&TTE 2014/53/EU

Conforme en matière de sécurité électrique et compatibilité électromagnétique (conforme à l'article 10 des directives 2014/35/UE et 2014/30/UE).

Conform in respect of electrical safety and electromagnetic compatibility (in conformance with Article 10 of Directives 2014/35/EU and 2014/30/EU).

- Sécurité électrique / *Electrical safety* : EN 60950 de Septembre 2006 / *EN 60950 september 2006*
- Compatibilité électromagnétique / *Electromagnetic compatibility*
EN 55022 de Mars 2007 et EN 61000-6-1 de Mars 2007 (postes analogiques) / *EN 55022 March 2007 and EN 61000-6-1 March 2007 (analogue telephones)*

Fontenay sous Bois, le 20 Avril 2016

Alain RIGAUD
Président Directeur Général

GROUPE LE LAS - PARIS

FRANCE

34/36 RUE ROGER SALENGRO
F 94134 FONTENAY SOUS BOIS

Tel : 33 01 48 76 62 62

Fax : 33 01 48 76 83 04

Internet : www.lelas.fr

E-mail : lelas@lelas.fr

Edition D : 20.04.2016